

**ISOLED®**

CUSTOMISED LIGHT SOLUTIONS



# INFRARED PANEL BEST STANDARD

AT [WWW.ISOLED.AT](http://WWW.ISOLED.AT)

DE [WWW.ISOLED.DE](http://WWW.ISOLED.DE)

CH [WWW.ISOLED.CH](http://WWW.ISOLED.CH)

# INFRARED PANEL BEST STANDARD

Top price-performance ratio



## SIMPLY RETROFIT

With our infrared panels, you can quickly upgrade and optimize existing heating systems in just a few simple steps.




## EFFORTLESSLY EASY ASSEMBLY

It doesn't matter whether it's a heating panel or a light frame - assembly and installation are simple and do not require any electrical work.



## IT DOESN'T GET ANY GREENER THAN THIS

Do you have a photovoltaic system? Then heating with infrared is one of the most sustainable and ecological forms of heating available.

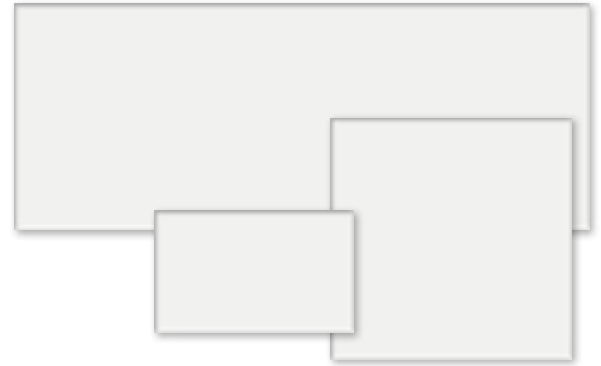


# IR INFRARED

incl. Light frame

## PERFORMANCE FEATURES

Surface:	textured, powder-coated
Color:	white
Voltage:	220-240 V AC
Surface temperature:	approx. 90° C to 105° C
Protection class:	IP44
Power plug/cable:	Connection cable with Schuko plug
Assembly:	Mounting clip



## OVERVIEW

Art.no.	Model	Nominal power W	Weight kg	Ampere	Dimensions L   W   H mm	Light frame
<a href="#">116896</a>	Best Standard	160	3,40	0,7	520 x 320 x 20	<a href="#">115905</a>
<a href="#">116897</a>	Best Standard	320	4,90	1,39	595 x 595 x 20	<a href="#">115906</a>
<a href="#">116898</a>	Best Standard	345	5,20	1,5	620 x 620 x 20	-
<a href="#">116899</a>	Best Standard	370	5,50	1,61	800 x 500 x 20	<a href="#">115908</a>
<a href="#">116900</a>	Best Standard	440	7,50	1,91	1.500 x 320 x 20	<a href="#">115909</a>
<a href="#">116901</a>	Best Standard	480	6,20	2,09	892 x 592 x 20	<a href="#">115910</a>
<a href="#">116902</a>	Best Standard	580	7,00	2,52	1.192 x 500 x 20	<a href="#">115911</a>
<a href="#">116903</a>	Best Standard	630	7,50	2,74	1.192 x 592 x 20	<a href="#">115912</a>
<a href="#">116904</a>	Best Standard	865	8,10	3,76	1.000 x 900 x 20	<a href="#">115913</a>
<a href="#">116905</a>	Best Standard	880	8,80	3,83	1.500 x 592 x 20	<a href="#">115914</a>

## 320x520

### Dimensions

L: 520 mm | B: 320 mm | H: 20 mm

Active power: 160 W  
current: 0.7 A  
Weight: 3.40 kg

[116896](#)

LIGHT FRAME [115905](#)

## 620x620

### Dimensions

L: 620 mm | B: 620 mm | H: 20 mm

Active power: 345 W  
current: 1.5 A  
Weight: 5.20 kg

ALSO SUITABLE FOR 62.5 CM GRID  
CEILING

[116898](#)

## 595x595

### Dimensions

L: 595 mm | B: 595 mm | H: 20 mm

Active power: 320 W  
current: 1.39 A  
Weight: 4.90 kg

ALSO SUITABLE FOR 60 CM GRID  
CEILING

[116897](#)

LIGHT FRAME [115906](#)

MOUNTING FRAME [115921](#)

## 320x1500

### Dimensions

L: 1,500 mm | W: 320 mm | H: 20 mm

Active power: 440 W  
current: 1.91 A  
Weight: 7.50 kg

[116900](#)

LIGHT FRAME [115909](#)

TRACK48 LIGHT FRAME

● [116878](#) ○ [116871](#)

## 500x800

### Dimensions

L: 800 mm | W: 500 mm | H: 20 mm

Active power: 370 W  
current: 1.61 A  
Weight: 5.50 kg

[116899](#)

LIGHT FRAME [115908](#)

TRACK48 LIGHT FRAME

● [116877](#) ○ [116872](#)

## 592x892

### Dimensions

L: 892 mm | W: 592 mm | H: 20 mm

Active power: 480 W  
current: 2.09 A  
Weight: 6.20 kg

[116901](#)

LIGHT FRAME [115910](#)

TRACK48 LIGHT FRAME

● [116879](#) ○ [116872](#)

## 500x1192

### Dimensions

L: 1,192 mm | W: 500 mm | H: 20 mm

Active power: 580 W  
Power: 2.52 A  
Weight: 7.00 kg

[116902](#)

LIGHT FRAME [115911](#)

TRACK48 LIGHT FRAME

● [116880](#) ○ [116873](#)

## 592x1192

### Dimensions

L: 1,192 mm | W: 592 mm | H: 20 mm

Active power: 630 W  
current: 2.74 A  
Weight: 7.50 kg

[116903](#)

LIGHT FRAME [115912](#)

TRACK48 LIGHT FRAME

● [116881](#) ○ [116874](#)

BUILT-IN FRAME [115922](#)

## 900x1000

### Dimensions

L: 1,000 mm | W: 900 mm | H: 20 mm

Active power: 865 W  
current: 3.76 A  
Weight: 8.10 kg

[116904](#)

LIGHT FRAME [115913](#)

TRACK48 LIGHT FRAME

● [116882](#) ○ [116875](#)

## 592x1500

### Dimensions

L: 1,500 mm | W: 592 mm | H: 20 mm

Active power: 880 W  
current: 3.83 A  
Weight: 8.80 kg

[116905](#)

LIGHT FRAME [115914](#)


TRACK48 LIGHT FRAME

● [116883](#) ○ [116876](#)



# LED LIGHT FRAME

## INFRARED HEATING WITH LIGHT



With the LED light frame from ISOLED® you can also transform a pleasantly warm infrared heater into a pleasant light source for the living room, office or bathroom! Our lighting frame allows color temperatures from 1.900 stepless to 4.000 Kelvin. Depending on the size of the heating panel, the light frame reaches 3.100 to 7.100 lumens. The lighting can be used independently of the infrared heating and is dimmable. Due to our innovative design and advanced LED technology,

the service life of the LED light strip is unaffected by the heat of the heater.

The LED light frames are available for the infrared panel sizes. The light frames are supplied ready to plug in, no specialist electrical work is required for installation. Electrotechnically instructed persons can carry out a quick and safe assembly.



Included  
Remote control



# TRACK48 LIGHT FRAME

Stylish multifunctional frames

Consisting of components from our Track48 surface-mounted track range. Accordingly, all Track48 luminaires can be used. An acoustic inlay or an IR panel from our range that matches the internal dimensions can also be fitted as an option.



Can be  
combined with:



Infrared Panels

Discover the Track48 range now!



[www.isoled.info/en/track48-nv-magnet-schienensystem](http://www.isoled.info/en/track48-nv-magnet-schienensystem)





## **We advise you personally!**

Our professional lighting planners and consultants calculate and design the ideal LED lighting solution for your project.

**EN**

[www.isoled.info/en/infrarotheizung-mit-licht](http://www.isoled.info/en/infrarotheizung-mit-licht)